



Metal Framed Furniture



## Eclipse Education Desks



Available as  
Trapezoidal Desk




OPTION:

- Adjustable Legs
- or
- Fixed Legs

- 18 mm Melamine Top
- 2 mm ABS Edging

- Long Lasting Nylon Foot





# Metal Framed Furniture



## Eclipse Education Desks




### FEATURES

#### Eclipse Education Desks:


- Education department standard
- Sturdy frame
- Variety of sizes suiting all needs
- DET3 has metal runners for storage trays (trays not included)
- 32mm x 32mm leg design
- 25mm x 25mm rails for great support
- Wear resistant nylon feet



### COLOURS




Grey



Colonial Grey  
(legs and frame)



Other Colours  
Available



### SPECIFICATIONS

Product	Height	Width	Length
Eclipse DET2a	710	450	600
Eclipse DET2b	710	600	600
Eclipse DET3	520, 575, 620, 680 or 710	600	1200
Eclipse T8b	500	520	1200/600
Eclipse T8b1	620	520	1200/600
Eclipse T8c	710	520	1200/600
Adjustable Legs	520, 575, 620, 680 or 710		

\*all sizes in mm & subject to change without notice



### WARRANTY

- 10 Years
- Covers Material & Workmanship
- Does not cover misuse or abuse



Eclipse® is a wholly owned trademark of the Global group of companies

This brochure is printed 100% carbon neutral.  
We have reduced our carbon footprint by partnering  
with Worldwide Online Printing, Western Australia's only  
NO CARBON printing company.

Scan to download  
electronic version

Brochure Code : EBMEED